



TEST-4

VOLTAGE / CURRENT HANDHELD SIMULATOR / METER

Highlights

- **Ramp Generator on Up/Down Signals**
- **Input / Output 0..21mA 0..11V**
- **Low Consumption OLED Display**
- **Multifunction Encoder Button**
- **Anti-slip Cover**
- **Accuracy 0.1%**
- **Rechargeable Batteries**
- **Multi Language Display**

Test-4 is a reliable support for calibration sessions, laboratory tests and of analog measurements simulation controlled by industrial devices (controllers, DAQ systems etc.).

With a total accuracy better than 0.1%, and a whole resolution of 1 μ A / 1 mV, Test-4 achieve accurate calibration results.

It allows the simulation of ramps in both tension and current value (active or passive). Test-4 is supplied by 220 Vac power network with external AC/DC adapter or by 2 NiMH batteries providing approximately 20 hours of run time.



TEST-4



VOLTAGE / CURRENT HANDHELD SIMULATOR / METER

TECHNICAL FEATURES

Power supply	2 NiMh AA type batteries, 2650 mAh Lifetime: 8 hours (min, max load), 20 hours (typical) 100-240 Vac with battery charger
Protection degree	IP 20
Operating temp.	0..50°C (recommended)
Humidity	30..90 % non-condensing
Dimensions	140 x 75 x 33 mm
Weight	250 g
Isolation	Battery powered, intrinsically isolated
Rejection	50-60 Hz
Frequency	10 Hz
Input / Output signals	Voltage measurement / generation : 0..11 V Current measurement / generation : 0..21 mA
Accuracy	0.1% for each type of input / output
Resolution	0.002 mA 0.001 V
Norms	EN61000-6-4; EN61000-6-2; EN61010-1
Norme	EN61000-6-4; EN61000-6-2; EN61010-1
CONTROLS	
Buttons	ESC / ON/OFF – general navigator SELECT (rotation) – current / voltage variation SELECT (pressure) – coefficient variation (value* 10N, N=0,1,2,3)
Language	Italian, english, french, german, spanish
Contrast	15 levels
Screensaver	Display vertical scroll after 7 minutes inactivity Restart pressing ESC / ON / OFF button General setup (function mode selection, signal type, language, contrast, display, encoder sensitivity)
Function menu	Signal generator (voltage / current / passive current selection), Measure (voltage / current) Generation of currents and voltages in Ramp mode Setting
Errors display	Over voltage (V > 11 V) Under voltage (V < -0,2 V) Over current (> 21 mA) Under current (< -0,1 mA) Blinking value (signal generation fault)
INTERFACES	
Input / Output	2 mm diameter tips
Power supply	Battery charge connector, battery compartment on the back side, under the rubber cover
Micro USB port	For future functions

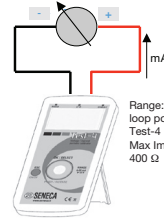
ORDER CODES

Codes	Description
TEST-4	Voltage / Current simulator meter (handheld) with ramps simulation
TEST-4-PWR	Test-4 power supply
TEST-4-PK	Precision kit for Test-4
TEST-4-R	Precision test leads for Test-4
TEST-4-T	ISO 9001 calibration certificate for Test-4

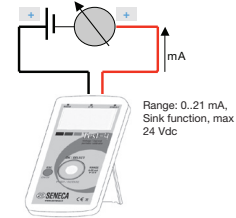
CONNECTIONS

SIGNAL GENERATION

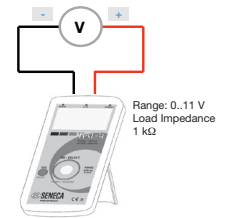
ACTIVE CURRENT



PASSIVE CURRENT

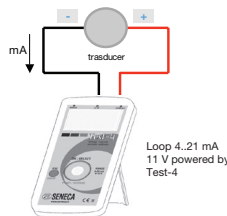


VOLTAGE

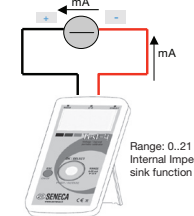


SIGNAL MEASUREMENT

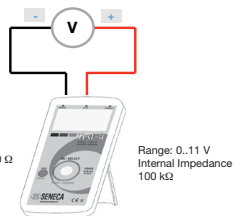
ACTIVE CURRENT



PASSIVE CURRENT




VOLTAGE




APPLICATION NOTE

SIMULATION SIGNALS FROM THE FIELD



CALIBRATION PROCESS FOR SENSORS, ACTUATORS, TURNING, PLC, REGULATORS ETC.



PACKAGE CONTENTS

